



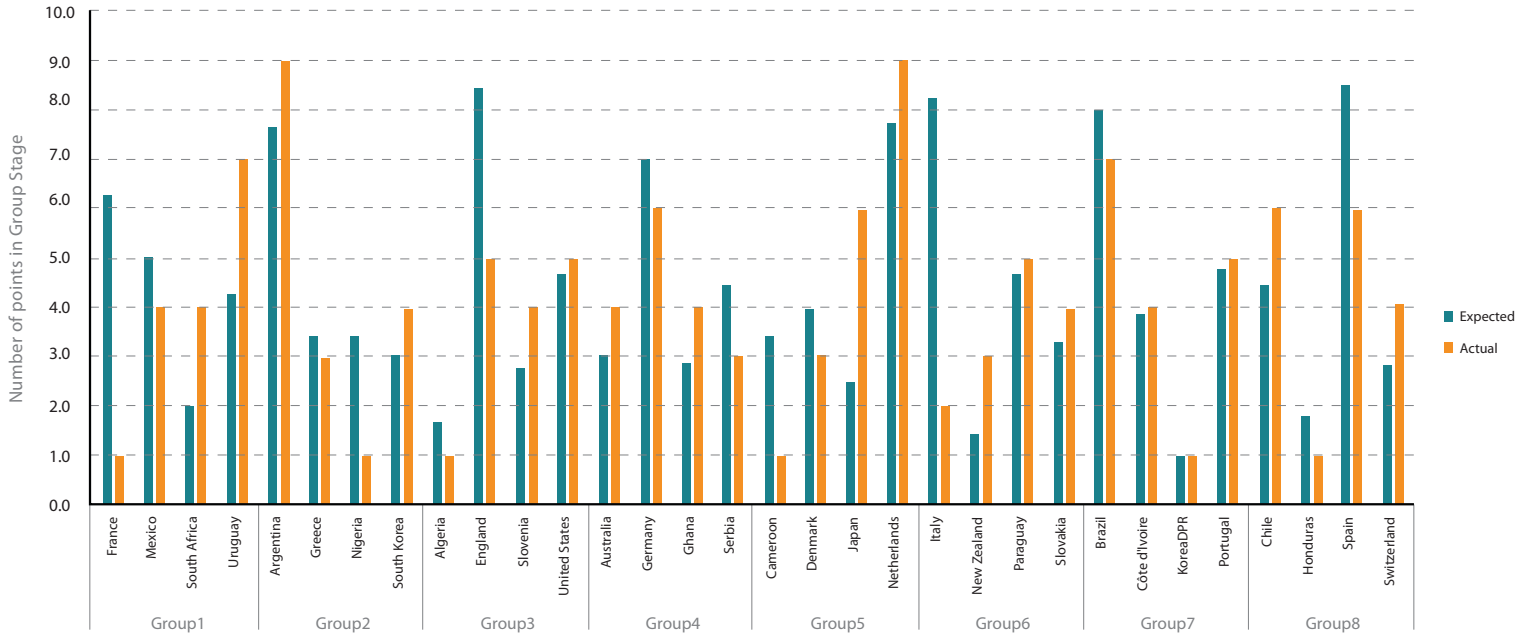
As I retire at 27, from full time work, and sit on my private island watching the waves break, lapping back pina coladas, all funded by my lucrative win from tipping the Spanish, I reminisce about the Taylor Fry model and the world cup, I ponder where else could I have won gold!



# Group Stage Review

Figure 1: Actual vs Expected (from model) Number of Group Stage Points

## Actual vs Expected Number of Group Stage Points





## Group Stage: The Disappointments / *Underachievers*



### ITALY

Allowing for the challenging qualification process, which saw the likes of Russia and Ireland fall, it can be argued that there are no weak teams that make it to the World Cup finals. However, Italy would have been forgiven for expecting a comparatively comfortable path to the knockout stage given they were competing against Paraguay, Slovakia and New Zealand in group 6. As it turned out, like France, Italy struggled to pick up points and were sent home after only managing two draws.



### FRANCE

France were drawn in one of the tournament's tougher groups, including the hosts as well as highly ranked Uruguay and Mexico. However, World Cup winners in 1998, the French were expected to progress to the knockout stage according to our model. The well publicised disunity of the team clearly took its toll as France only managed to pick up the one point from all three group stage matches, by forcing a 0-0 draw with Uruguay.



### CAMEROON

Traditionally one of the strongest African teams, consistently qualifying and impressing in past tournaments, Cameroon failed to pick up a point at the first African World Cup. It was one of only two teams, along with North Korea, not to pick up a single point in the group stage.



### ENGLAND

Tipped by the model and punters to dominate in their group, which included the USA, Algeria and Slovakia, England just scraped through the group stage with 5 points. Two unconvincing draws and a goal keeping blunder may have impacted on the teams confidence levels going into the knockout stage.



## Group Stage: The Surprises / *Overachievers*



### JAPAN

Some of the fastest pace and most exciting football of the group stages was played by the Japanese. In a tough group, which included the Dutch, Cameroon and Denmark - and coming into the tournament having won only one of their previous six games - Japan racked up six points by winning two of their three games.



### SOUTH AFRICA

Ending up on four points after beating France and drawing with Mexico, the South Africans only failed to qualify on goal difference. The 3-0 loss to Uruguay ended up hurting them, but they did the host nation proud.



### NEW ZEALAND

Our model had the All Whites picking up an expected 1.4 points in the group stage, while many pundits predicted that they would be lucky to take any points. But three high quality draws, including a 1-1 draw to reigning champions Italy, left many fans scratching their heads. The consistency shown by the New Zealanders with solid defensive efforts in all three group stage matches was exceptional. The only team not to have lost at the 2010 World Cup.



### URUGUAY

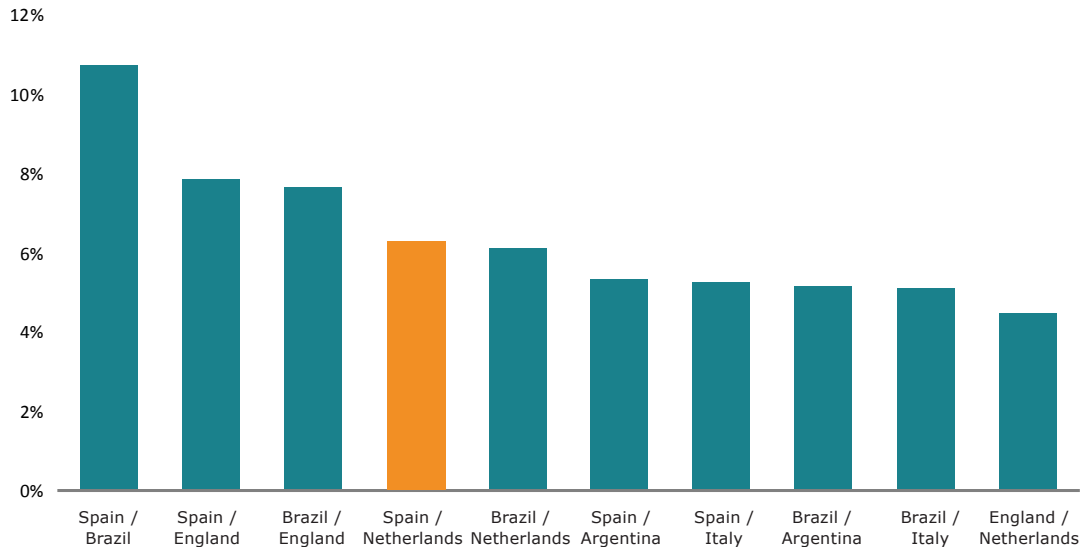
Our model had Uruguay finishing third in group 1, behind France and Mexico but the outcome was quite different with the Uruguayans realising two wins and a draw. Someone had to be the beneficiary of France's poor tournament and perhaps it was Uruguay. Although, later results showed that perhaps there was more to it than that.



## Knockout Stages Review

Prior to the start of the tournament, we had Spain as narrow favourites over Brazil to win the tournament. The Dutch were fourth favourites behind Brazil and England, so we like to think that the model did a reasonable job. Okay, it was no Paul the Octopus (who correctly predicted the outcome of every German game and the final). However, a Spain versus Netherlands final was our fourth most likely final, occurring in about 7% of simulations.

### Ten Most Likely Finals





# Knockout Stages: The Disappointments

## ENGLAND

Sporting a strong team on paper, apart from arguably not having a world class goalkeeper, the English scraped through the group stage only to be taken down by Germany 4-1 in the round of 16. Our model fancied them, as favourites in their quarter, to make the semi-finals. Perhaps if the clear goal which would have brought them level at 2-2 against Germany had been allowed, it could have been a different story!

## BRAZIL

Maybe not a disappointment, but we have come to expect seeing Brazil at the final or semi-final stage. Although, there can't be any shame in losing to the spirited Dutch side that came so close to winning the tournament.

Figure 3: How the knockout stage played out



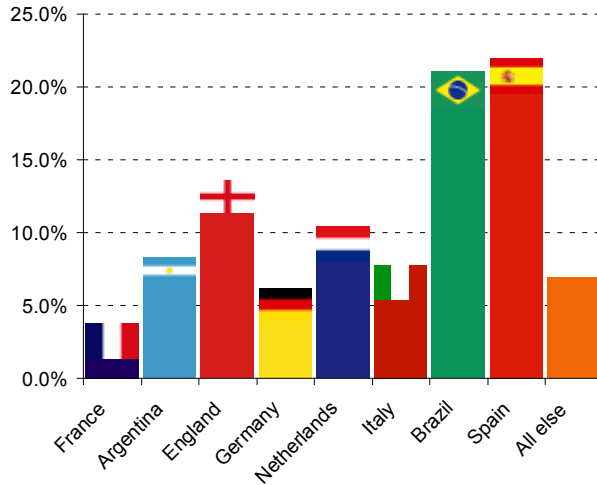
✓ Teams we expected to be around at a this stage of the tournament





## The Final: The Stars of the Show

Figure 2: Probability of winning the tournament



### THE NETHERLANDS AND SPAIN

Of course, the two finalists were the real deal in 2010. Spain entered the tournament scoring at will, averaging 3.5 goals per game in their last 12 matches leading up to the tournament. At the tournament itself, however, Spain managed to lift the trophy scoring only 8 goals in 7 matches, including winning all four knockout games 1-0. Their first class defence was combined with consistently high ball possession and was enough to earn Spain their first World Cup. Deserved winners. Deserved pre-tournament favourites.





# WORLD CUP 2010

TOURNAMENT

## Just Quietly...

Tipper	Highest Rated Team	Second Highest Rated Team
Paul the Octopus *	Spain	n/a
Taylor Fry	Spain	Brazil
JPMorgan	England	Spain
UBS	Brazil	Germany
Goldman Sachs	Brazil	Spain

\* Unfortunately, Paul didn't tip a winner from the start of the tournament



In fact, you can't call them. They now enjoy life on their own private island sinking pina coladas!

### Contacts:

If you would like to find out more about our tipping models please call either:

**James Sullivan** on p: (02) 9249 2912 e: [james.sullivan@taylorfry.com.au](mailto:james.sullivan@taylorfry.com.au) or

**Graham Taylor** on p: (02) 9249 2907 e: [graham.taylor@taylorfry.com.au](mailto:graham.taylor@taylorfry.com.au)

For information on how Taylor Fry Analytics can help your business please call either:

**Dr Richard Brookes** p: (02) 9249 2911 e: [richard.brookes@taylorfry.com.au](mailto:richard.brookes@taylorfry.com.au) or

**Alan Greenfield** p: (02) 9249 2903 e: [alan.greenfield@taylorfry.com.au](mailto:alan.greenfield@taylorfry.com.au)

*Until the next time – go the Socceros!*

w: [www.taylorfry.com.au](http://www.taylorfry.com.au)